




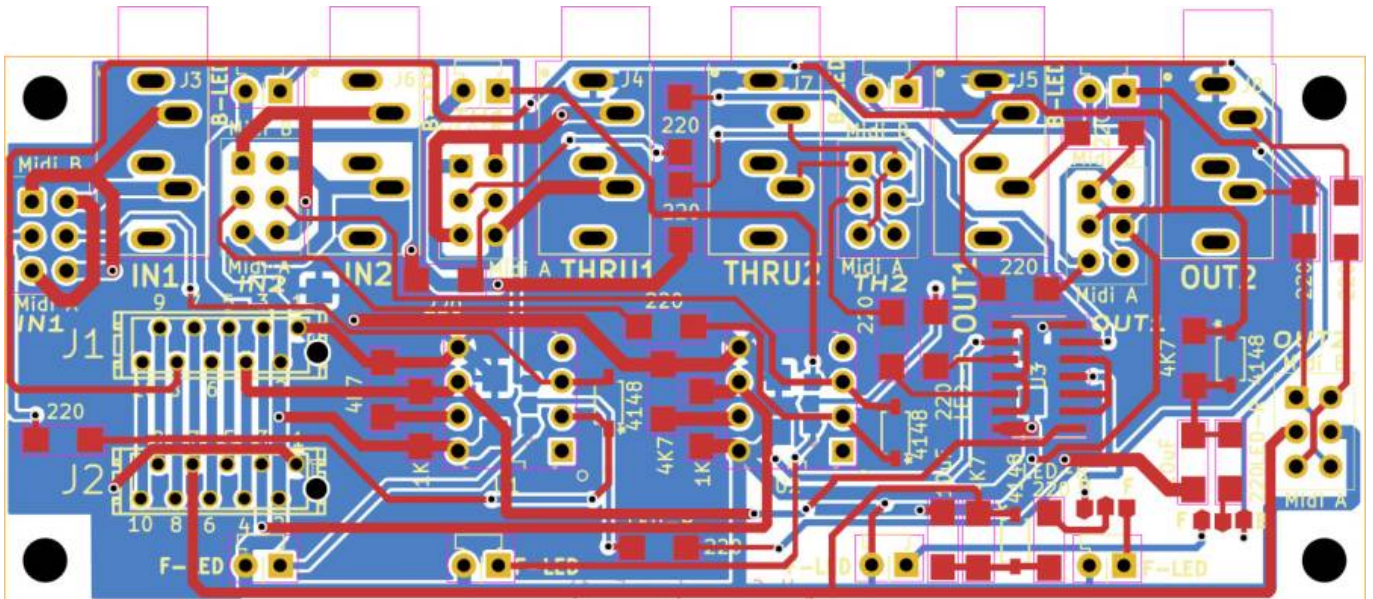
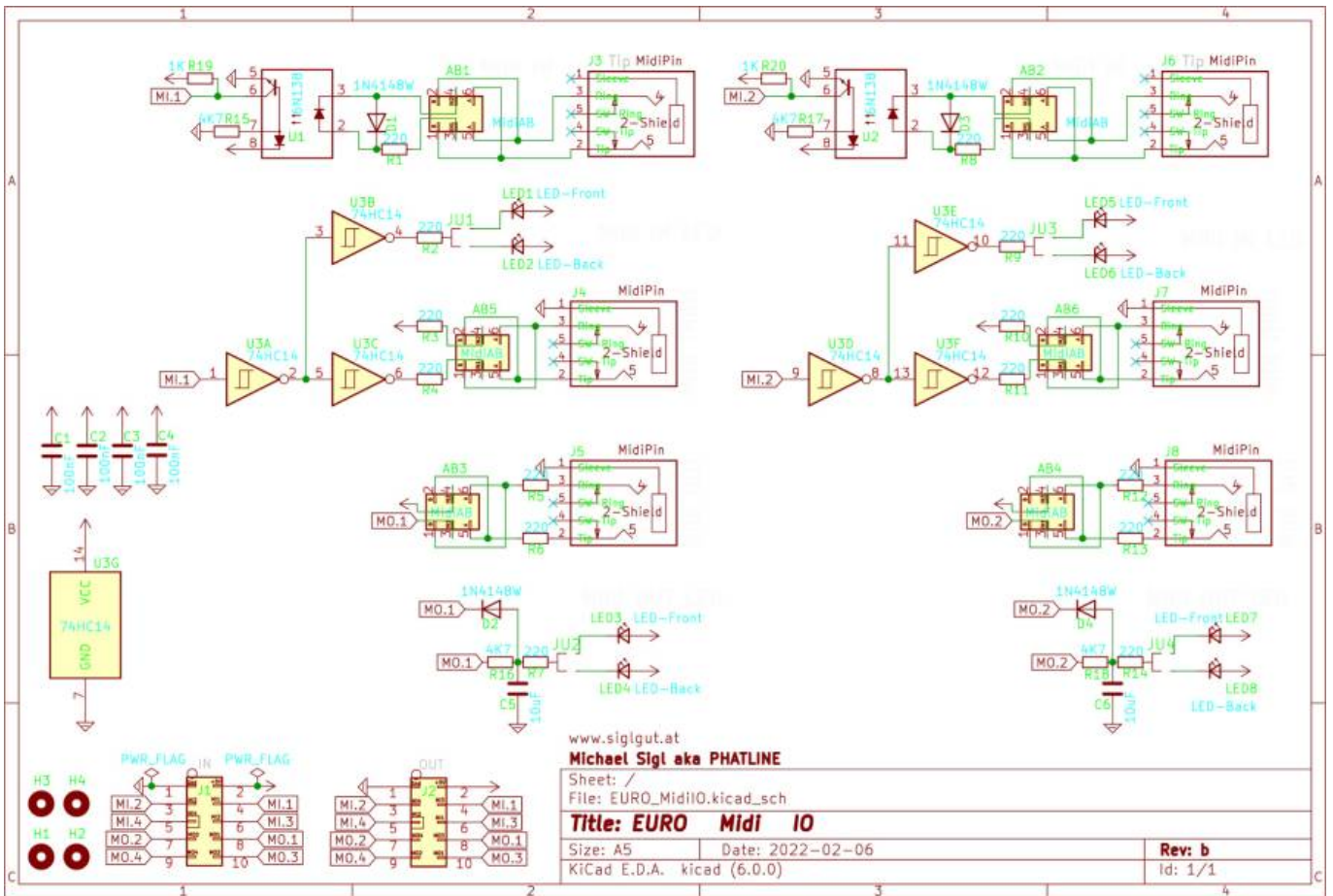
EuroRack - Midi IO - Board



PCB Size is 100x40mm







Hardware Requirements

- Soldering Iron - with a Dip that can Handle Thruhole-Parts and 1206 SMDs, solder Paste...
- The other Parts from the BOM
- a Midibox Core32

Building and BOM

All necessary Information is printed on the PCB, but also check the Schematic...

Mouser:

| Ref | Q | mouser | Type | Footprint | Description |
|-------------|----|----------------------|----------------------|-------------------------------------|------------------------------------|
| AB1 - AB6 | 1 | 649-1012938192001BLF | 2x20 Pin Header | 2x3 Pin Header 2.54 * 2.54 Pitch | to set Midi A-B Standard |
| Jumper | 12 | 571-8815451 | JUMPER | Jumper | to set Midi A-B Standard |
| C1 - C4 | 4 | 187-CL31B104KBCNNND | 100nF unolarized | 1206 inch - 3216 metric | Unpolarized! > 10V |
| C5 - C6 | 2 | 963-TMK316AB7106KLHT | 10uF unpolarized | 1206 inch - 3216 metric | Unpolarized! > 10V |
| D1 - D4 | 4 | 241-1N4148W_R1_00001 | 1N4148W | SOD123-DIODE | doesnt draw much current |
| J1 - J2 | 2 | 571-12150790 | TE Connectivity | 2x5P Micromatch Female | To solder in the PCB |
| J1 - J2 | 4 | 571-1-2178712-0 | TE Connectivity | 2x5P Micromatch Male | Crimp Connector for Flat-Cables |
| J3 - J8 | 6 | 490-SJ1-3535NG | CUI 3.5mm Audio Jack | 3.5mm Jack | those you know from PC-Mobos |
| LED1 - LED2 | 2 | 696-SSL-LX30FT4ID | LED ROT | LED_3mm | there are 8 LEDs you use only 4... |
| LED3 - LED4 | 2 | 696-SSL-LX30FT4GD | LED GRÜN | LED_3mm | ... front or back soldered |
| R1 - R14 | 14 | RC1206FR-07220RL | 220 | 1206 inch - 3216 metric | 5 10% doesnt matter |
| R15 - R18 | 4 | CR1206-JW-472ELF | 4K7 | 1206 inch - 3216 metric | 5 10% doesnt matter |
| R19 - R20 | 2 | AC1206FR-071KL | 1K | 1206 inch - 3216 metric | 5 10% doesnt matter |
| U1 - U2 | 2 | 630-6N138-000E | 6N138 | DIP-8 | Optocoupler |
| U1 - U2 | 2 | 437-1108730441001101 | IC Socket 2x 4 Pin | DIP-8 | Socket for Optocoupler |
| U3 | 1 | 771-74HC14D-T | 74HC14 | SOIC-14 | SOLDER SKILLS |
| Cable | 1 | 617-09180407001 | Flat | | a quantity forEver |

copy following Lines in the box - and make a new project

649-1012938192001BLF|1

571-8815451|12

187-CL31B104KBCNNND|4

963-TMK316AB7106KLHT|2

241-1N4148W_R1_00001|4

571-12150790|2

571-1-2178712-0|4

490-SJ1-3535NG|6

696-SSL-LX30FT4ID|2

696-SSL-LX30FT4GD|2

- RC1206FR-07220RL|14
- CR1206-JW-472ELF|4
- AC1206FR-071KL|2
- 630-6N138-000E|2
- 437-1108730441001101|2
- 771-74HC14D-T|1
- 617-09180407001|1

then decide **how often you want to order all off, the BOM Quantity is for 1Module**

On one PCB you have 2 ident MidiIO-Modules, on JLCPCB you order typicaly 5 PCB, so your quantity may be 10x

BUT dont buy multiple Flatbandcables... these are hundrets of meter!

1 times: 45€ 25€ parts and 20€ shipping...shipping excl fat

if you go over 50€ shipping is free.

lets take a look if we order it

5 times: 95€ incl free shipping excl fat

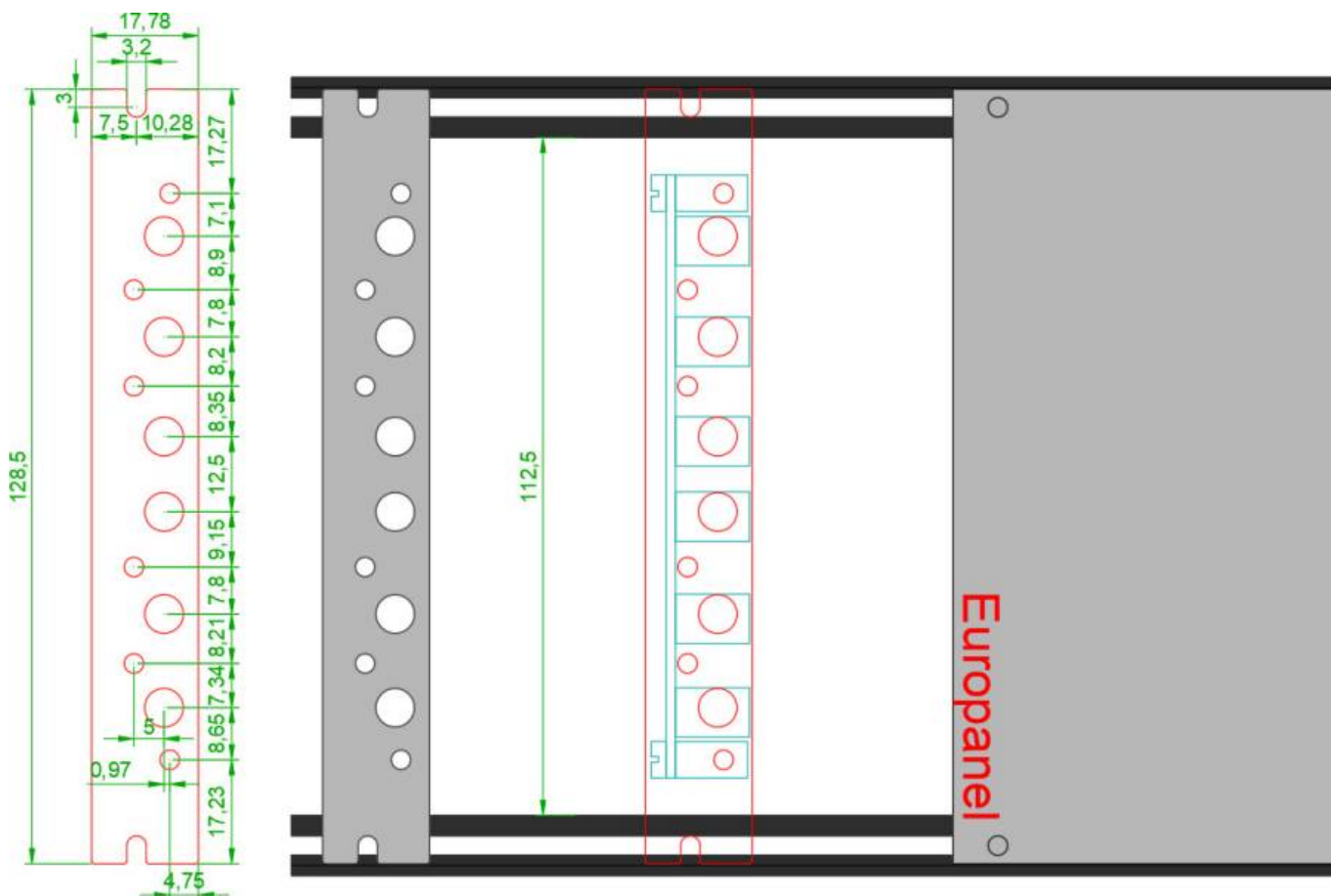
10times:176€ incl free shipping excl fat

4x (or 20x) [Leiterplatten Montageblock aka Standoffs](#) 100x summed 30€

You will also need M3 Screws - 2 off them...

Also here it is clever to order 100 pieces for a cheaper price - you will need this on all my projects...

Frontpanel



I made a DXF File which you can print, and drill it DIY or

you can send to: (once the prototype state is gone)

frontpanels.de in germany 17,08€ a panel (5x-10%, 10x-20%, 20x-30%, 30x-40%, 100x-50%

[The Beast - UK](http://TheBeast-UK.com)

Schaeffer-ag.de


Recommend Material

2mm x 128.5 x 17.78 Aluminium, anodised

[frontpanel-euromidi.zip](#) - NOT TESTET

A cheaper way is: order a 1,6mm thick Aluminium PCB as Frontpanel:

I will test this... this are the gerbers:



To Do

Since i already debugged Rev.A - and this is the overworked Rev.B - there should not be much to do, except to test the gerber filers... i am happy with Rev.A (have still PCBs so no check of RevB in near future!)

Community users working on it

- **Phatline** = PCB & Schematic, Documentation...

Just let a Private message on the forum to user already involved.

From:

<http://www.midibox.org/dokuwiki/> - **MIDIbox**

Permanent link:

<http://www.midibox.org/dokuwiki/doku.php?id=euro-midi-io&rev=1644128420>

Last update: **2022/02/06 06:20**

