LED Matrix

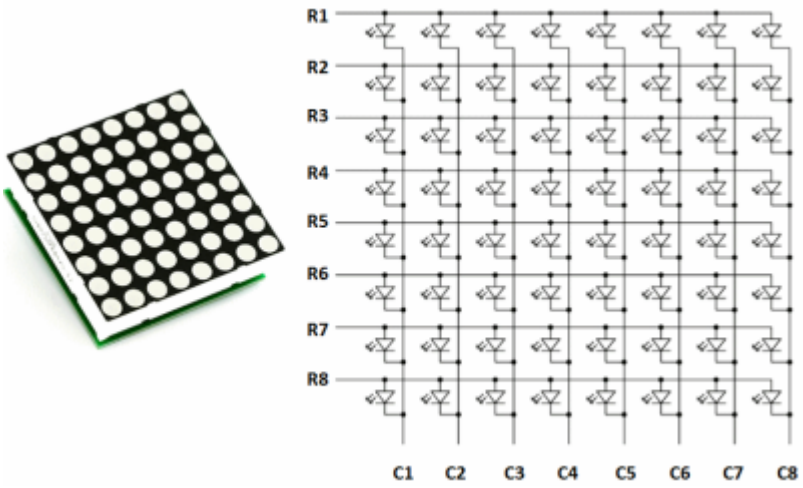

Introduction

A LED matrix is an integrated array of LEDs

Interconnections

With DIO_MATRIX

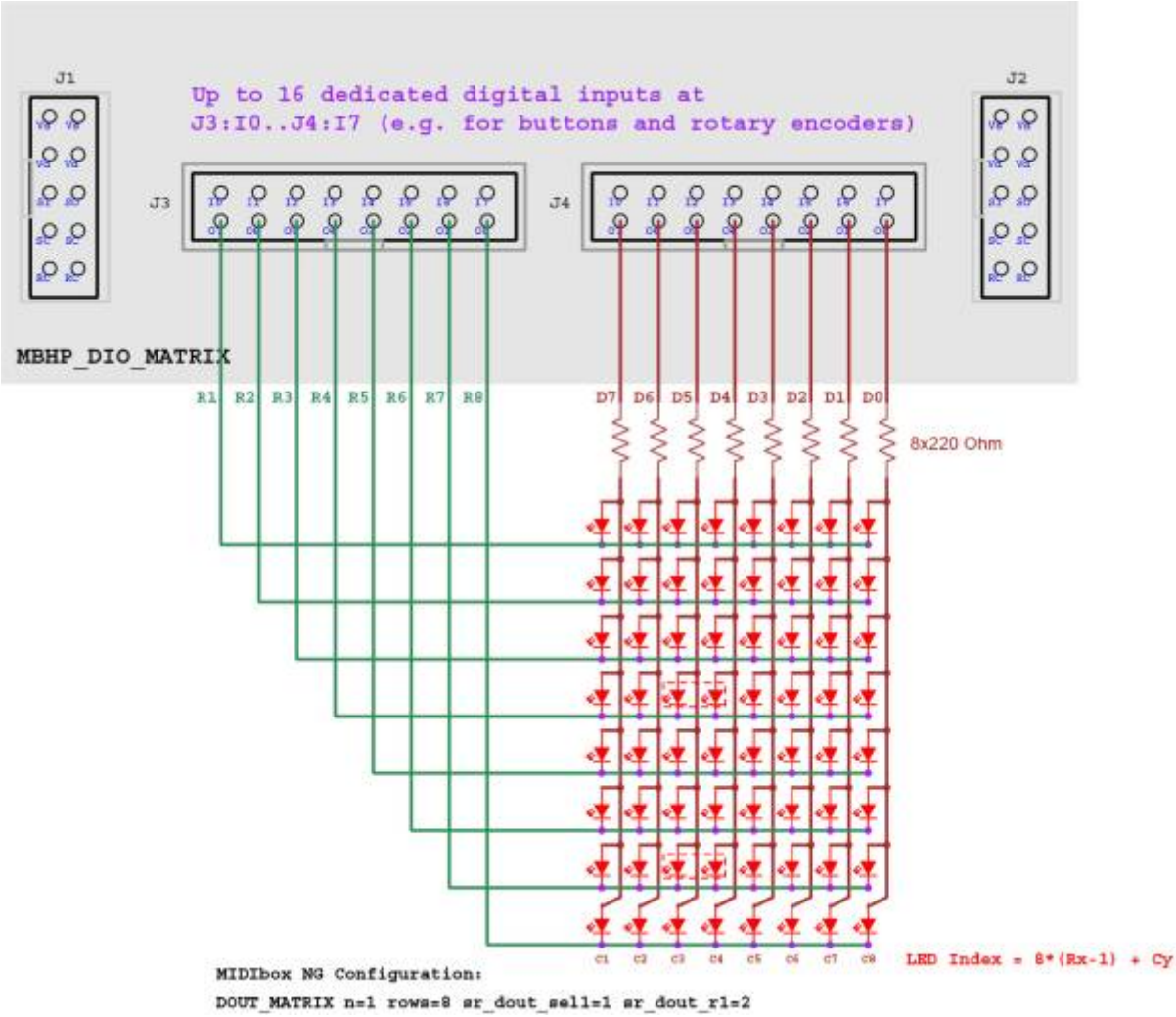
J1
Up to 16 dedicated digital inputs at
J3:I0..J4:I7 (e.g. for buttons and rotary encoders)
J2
J3
J4
MBHP_DIO_MATRIX
R1 R2 R3 R4 R5 R6 R7 R8
D7 D6 D5 D4 D3 D2 D1 D0
8x220 Ohm
C1 C2 C3 C4 C5 C6 C7 C8
LED Index = 8*(Rx-1) + Cy
MIDIbox NG Configuration:
DOUT_MATRIX n=1 rows=8 sr_dout_sel1=1 sr_dout_r1=2

With DOUT

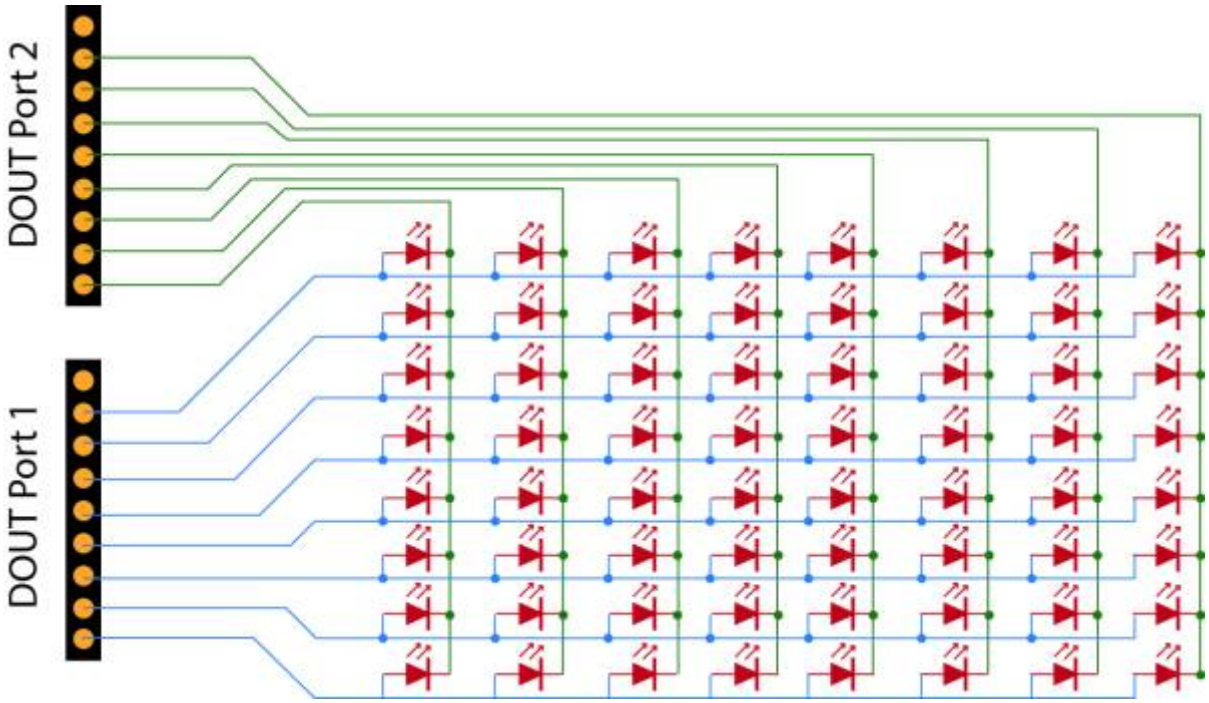
DOUT Port 2
DOUT Port 1

From:
http://www.midibox.org/dokuwiki/ - **MIDIbox**

Permanent link:
http://www.midibox.org/dokuwiki/doku.php?id=led_dotmatrix&rev=1468194812

Last update: **2016/07/10 23:53**