


CC-Looper

CC-Automation

Midi Control Change MotionSequencer - for Synthesizer with LEDRINGS



Features

- * 4Midi channels @ each 512Steps X 32th-looprate X 128 CCs
- * only a few of the 128CC should be used @ once - 4x128xCCs @ 32th is Midi Data MESS and μ C Death
- * maybe only 256Steps, will depend on RAM.... RealWorld will tell
- * each TRACK has a shared Track length for all its 128 CCs
- * Copy, Paste, Clear: for the all 128CCs/or single CC
- * There is no EDIT, you can clear a CC or Track and make a new Take
- * ProgramChange Load and Store on microSD-Card, Load and Store are CC-Commands, so you can remote the device
- * The Sequencer can be set to Tact Systems: 3/4 4/4 5/4 7/4 9/4 11/4 13/4

Hardware Requirements

External Requirement:(for example)

- You need a Synth with LEDRINGS - otherwise you have no Feedback and Overview - NordRack III is such one
- Melody/Clock Source with ProgramChange-Output: [midibox_seq_v4l](#) oops that dont do PC...
- Melody/Clock/CC Destination: NordRack III or any other Synth with Visual Feedback off CC-States

Midibox:

- [dipcoref4](#) - this is the μ C Brain for the Looper
- [cc-looper](#) - this is the UI-PCB of the Looper
- no other PCBs needet
- μ SD-Card, formated with FAT32
- Soldering Iron - with a Dip that can Handle SMD-Parts, Wires, solder Paste for the μ C....
- USB Power Supply with μ USB-Connector

Set

Cabeling

Midi IN1 »> MelodySequencer and Remote Devices

Midi IN2 »> Midi Out from Synthesizer - which sends out the Moved CCs


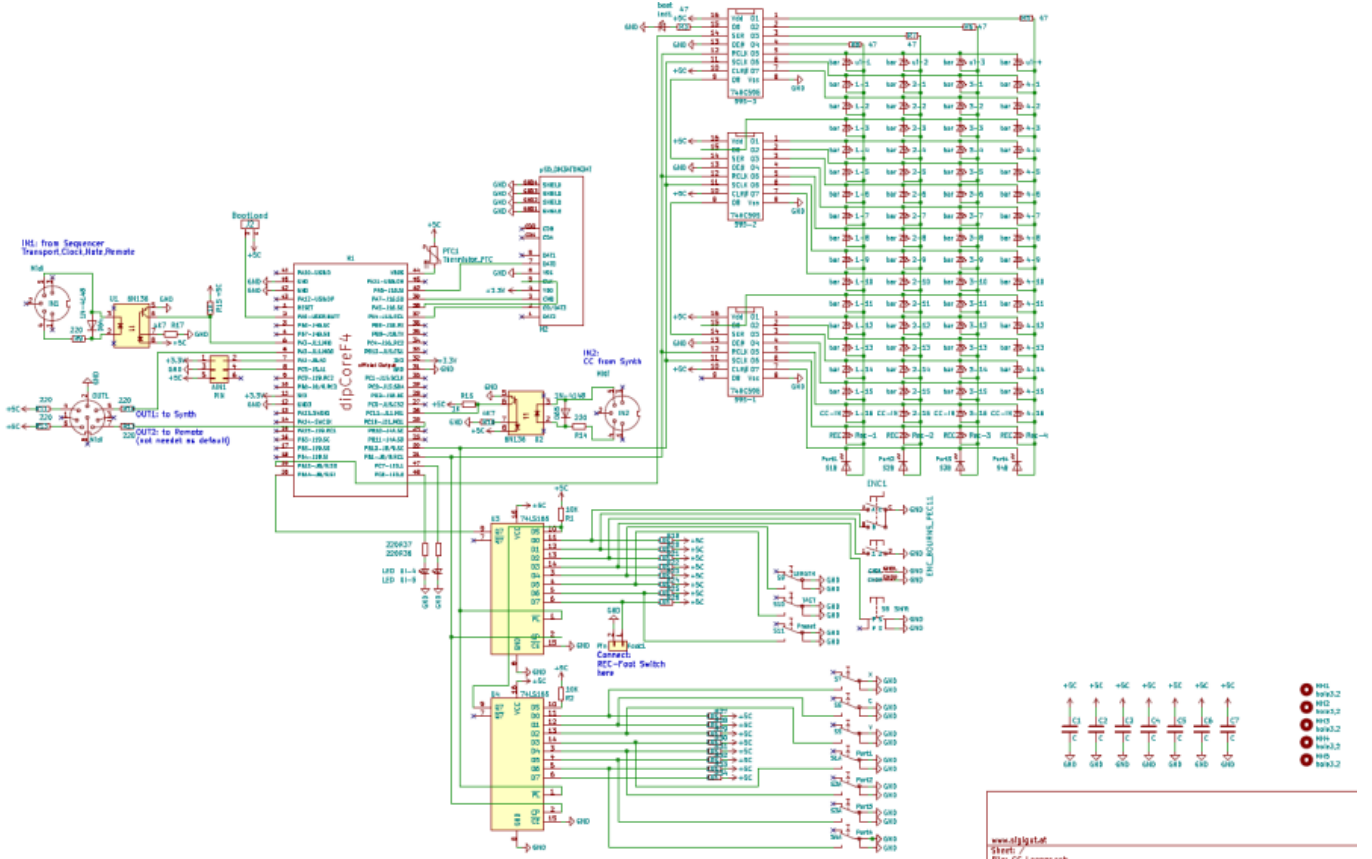
Midi OUT »> Midi IN of Synthesizer input (Automated CCs merged with mididata from Midi IN1)


Software

Firmware



Building





Frontpanel



- a clear Acrylic Frontplate, with NO Engravings, UI-Labeling is viewable from PCB

Case

BOM

To Do

alot, beta test, programming the firmware, housing

Resources

its based on a mixture off:

- [msq-cc-lre](#)
- [msq-cc-bcr](#)

but its a complete new design, and firmware

Community users working on it

- **Phatline** = Programming, Documentation...

Just let a Private message on the forum to user already involved.

I have 10 ProtoBoards here - i test one, and if it works, i can share them for Beta Testing-if you pay the postage

From:

<https://www.midibox.org/dokuwiki/> - **MIDIbox**

Permanent link:

<https://www.midibox.org/dokuwiki/doku.php?id=cc-looper&rev=1539132655>

Last update: **2018/10/10 00:50**

