
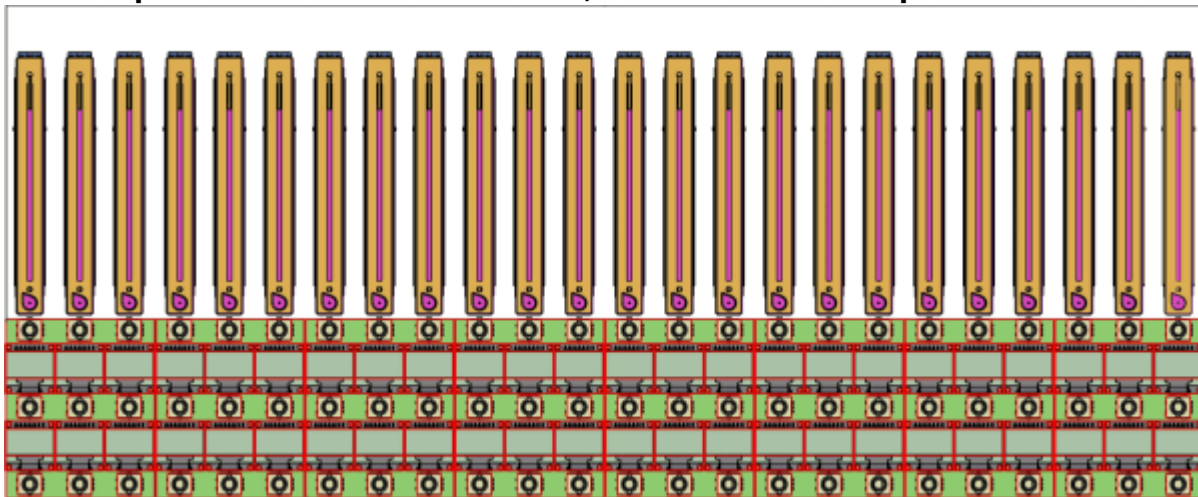



DAW-Encoder-Display - Board



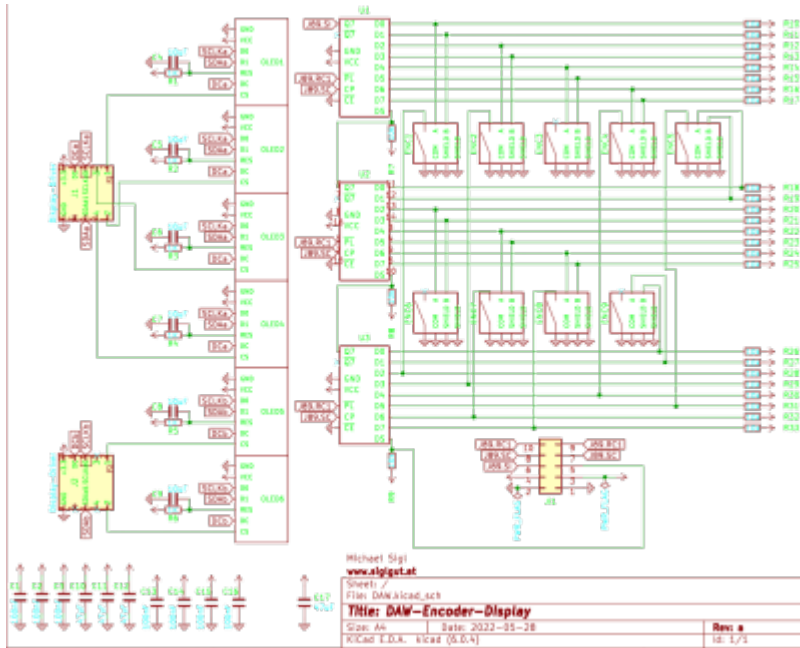
It is one part to build a DAW-controller, it can be used multiple times



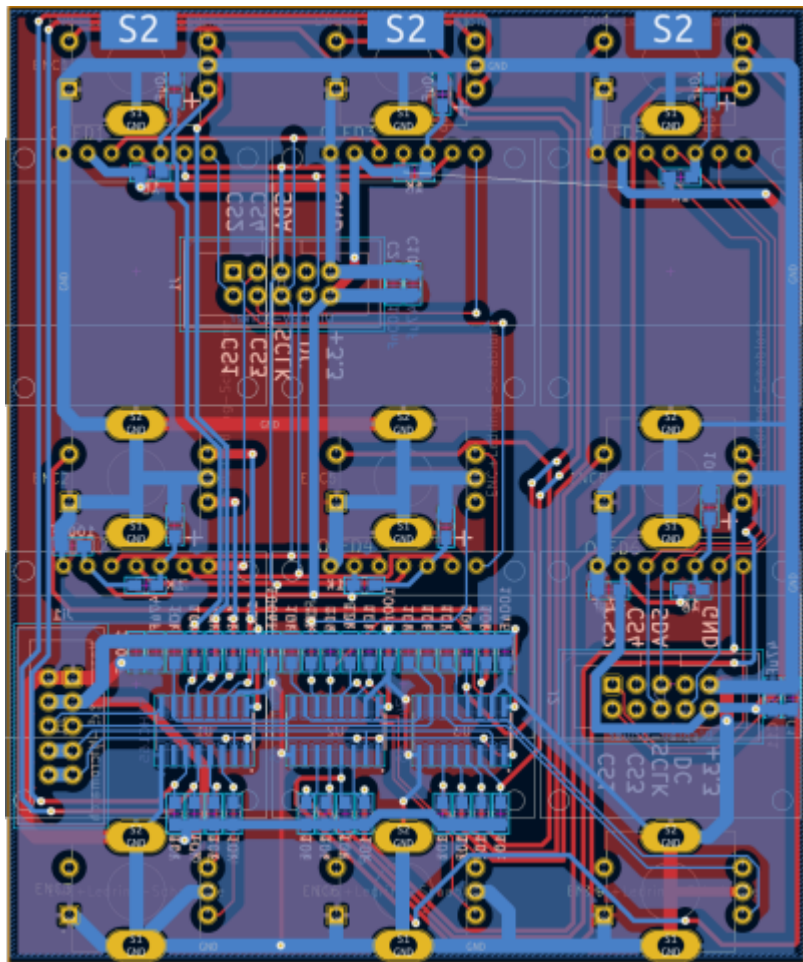
Here are the gerberfiles for production - i made it with [JLCPCB](#)
[daw-encoder-display-gerber.zip](#)
testet - working fine!



Schematic



Building and BOM



The Values are printet on the PCB.

Following Quantity is for 1 PCB, Mouser:

open following link: <https://www.mouser.com/tools/part-list-import.aspx>

& copy past follwong list:

187-CL21B104KBFWPJE|7
187-CL21A106KPFNNNE|4
81-GRM219R60J476ME4D|4
652-PEC11R-4015F-S24|9
710-61201021621|3
667-ERJ-P06F1001V|6
660-RK73H2ATTD1002F|27
660-RK73H2ATTD1002F|3
771-74HC165D-T|3

You may change the how many times you want to order this project
aka you need it 10 times, then do this after importing the list into mouser...
if you need it 10 times it cost around 199€

6 Displays which you get from Ali:

[SSD1306-128x64 7pin White](#)

To Do

make a Frontpanel.

Community users working on it

- **Phatline** = PCB & Schematic, UI-Programming, Documentation...

Just let a Private message on the forum to user already involved.
or join the forum: [daw-controller-ableton](#)

From:

<https://www.midibox.org/dokuwiki/> - **MIDIbox**

Permanent link:

<https://www.midibox.org/dokuwiki/doku.php?id=daw-encoder-display&rev=1676998137>

Last update: **2023/02/21 16:48**

