


# Etching PCB DIY

Before sending some PCB to get pro made (really the best time proof solution) it is useful to debug it by etching it yourself


## Toner Transfer

A Simple and costless method Flow to make proto PCB based upon **Laser Printed Toner** and **Laminator/Ironer**.


### Ironer Transfer + Etching



### Laminator Transfert




## Direct Laser Printing



## Isolation Milling

A method that uses **CNC** to engrave around paths to isolate them from rest of PCB board



From:  
<https://www.midibox.org/dokuwiki/> - **MIDIbox**

Permanent link:  
[https://www.midibox.org/dokuwiki/doku.php?id=etching\\_pcb&rev=1468850215](https://www.midibox.org/dokuwiki/doku.php?id=etching_pcb&rev=1468850215)

Last update: **2016/07/18 13:56**

