


# Etching PCB DIY

Before sending some PCB to get pro made (really the best time proof solution) it is useful to debug it by etching it yourself


## Toner Transfer

A Simple and costless method Flow to make proto PCB based upon **Laser Printed Toner** and **Laminator/Ironer**.


### Ironer Transfer + Etching




### Double side Transfer + Etching



## Laminator Transfer




## Direct Laser Transfer



## Isolation Milling

A method that uses **CNC** to engrave around paths to isolate them from rest of PCB board



From:

<https://www.midibox.org/dokuwiki/> - **MIDIbox**

Permanent link:

[https://www.midibox.org/dokuwiki/doku.php?id=etching\\_pcb&rev=1469288821](https://www.midibox.org/dokuwiki/doku.php?id=etching_pcb&rev=1469288821)

Last update: **2016/07/23 15:47**

