


LRE8x2 096 SSD1306-BAR for Eurorack

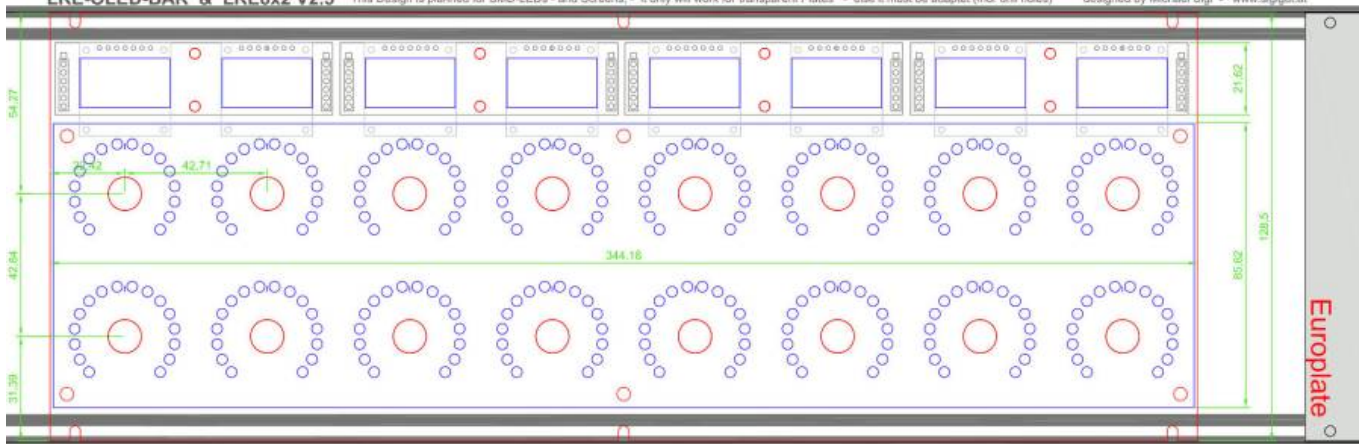


Eurorackpanel;

LRE-OLED-BAR & LRE8x2 V2.5

This Design is planned for SMD-LEDs - and Screens, - it only will work for transparent Plates - else it must be adaptet (mor drill holes)

designed by Michael Sigl > www.siglut.at



I made this PCBs to use it with Fairlightii´s [mb-lre8x2cs_pcb](#)

4x PCBs on one 100x100mm

there is no V-Groove, you have to cut it on the marking

groove it on top and back, with a new sharp cutter, do it several times, then break it



With this Method you pay for 20 PCBs 8€ all inclusive to EU-Austria

So you can Stuff 5 LRE8x2 with this.

Here are the gerberfiles for production - testet on JLCPCB


[lre-oled-gerber.zip](#)

Building and BOM


The Values are printet on the PCB.

Following Quantity is for 4 PCBs:

- 8x 1Row 7Pin headers (2.54mm pitch)
- 8x 1K 1208 SMD Resistors
- 12x 10uF 1208 Capacitors (non polarized)
- 3x 10K 0603 SMD Resistors which are optional



8x 0.96" SSD1306 Screens



Frontpanel



I made a DXF File which you can send to Formulor, i panalized it so there are 2 Plates in it
I payed 40€ summed for booth plates incl shipping from Germany to Austria
[2xlre-oled-bar-dxf.zip](#)

To Do

nothing- its the first protypte

Community users working on it

- **Phatline** = PCB & Schematic, UI-Programming, Documentation...

Just let a Private message on the forum to user already involved.

From:

<https://www.midibox.org/dokuwiki/> - **MIDIbox**

Permanent link:

<https://www.midibox.org/dokuwiki/doku.php?id=lre-oled-bar&rev=1642044707>

Last update: **2022/01/13 03:31**

