
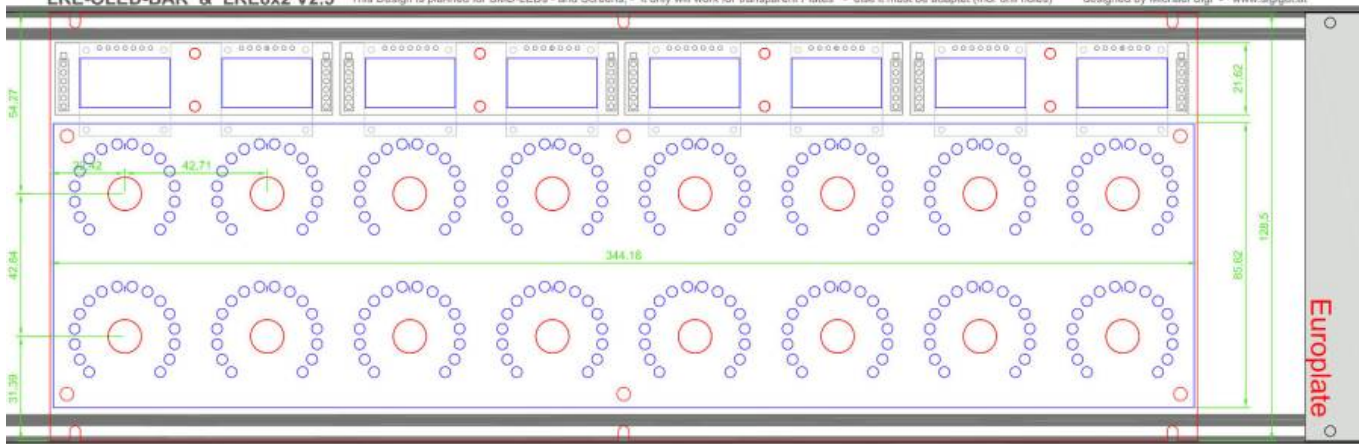


LRE8x2 096 SSD1306-BAR for Eurorack



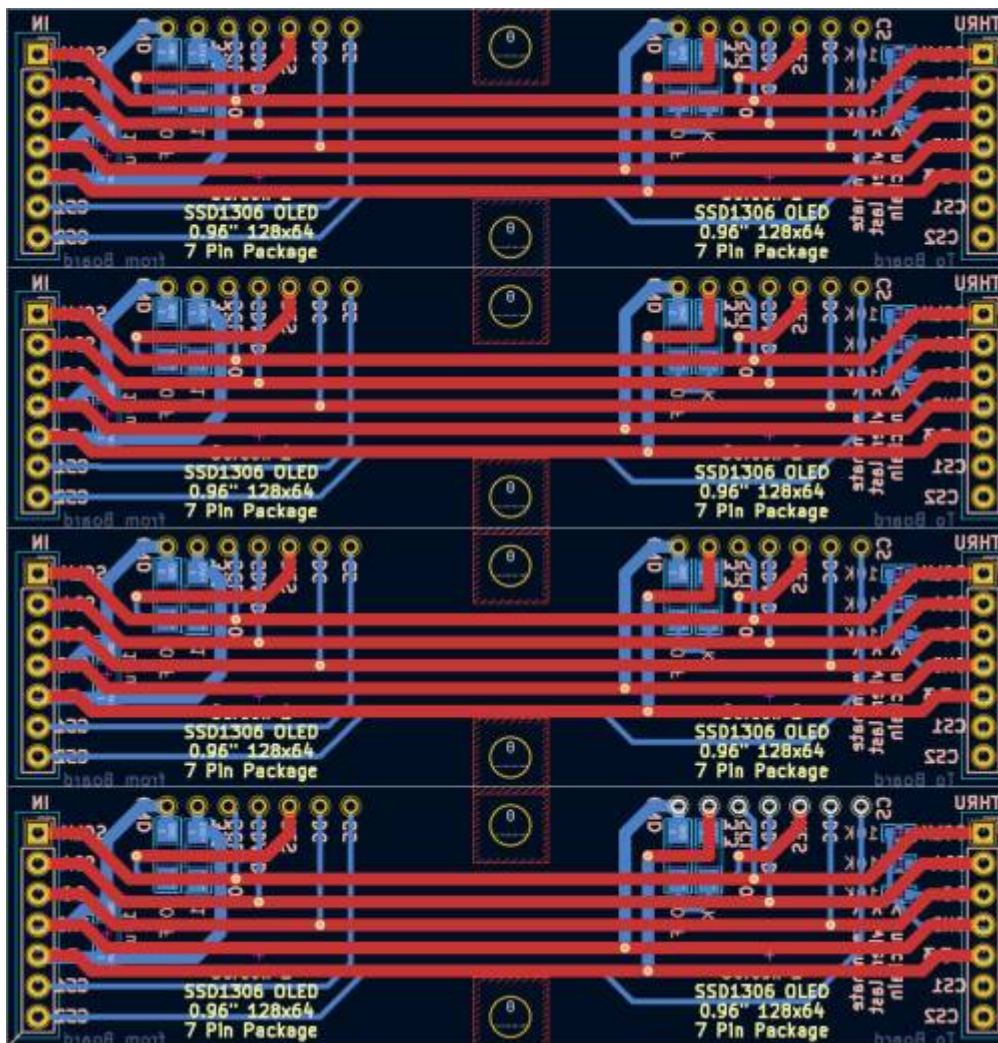
Eurorackpanel;
 LRE-OLED-BAR & LRE8x2 V2.5 This Design is planned for SMD-LEDs - and Screens, - it only will work for transparent Plates - else it must be adaptet (mor drill holes) designed by Michael Sigl > www.siglut.at



I made this PCBs to use it with Fairlightii´s [mb-lre8x2cs_pcb](#)

4x PCBs on one 100x100mm

there is no V-Groove, you have to cut it on the marking groove it on top and back, with a new sharp cutter, do it several times, then break it



With this Method you pay for 20 PCBs 8€ all inclusive to EU-Austria
So you can Stuff 5 LRE8x2 with this.
Here are the gerberfiles for production - i made it with [JLPCB](#)
[lre-oled-reva-gerber.zip](#)



Home / My Account / Order history / W20220



Submitted

2022-01-13



Paid

2022-01-13



Reviewed



In Production



Shipped

Shipping Information

Shipping Address:

michael

Oberösterreich, [https://www.gemeinschaft.at/](#)

Shipping Method: Standard Global Direct Line

Payment Information

Payment method: paypal


Payment received: 2022-01

Order total: €6.77

Item Details

Price Qty

Operate



LRE-OLED €1.75 5 pcs

Order Number: Y12-2436262A

Order Status: Reviewing

Gerber file: [LRE-OLED](#)

Build Time: 3 days

MERCHANDISE TOTAL: €1.75

SHIPPING CHARGE: €4.59

PAYPAL FEE: €0.44

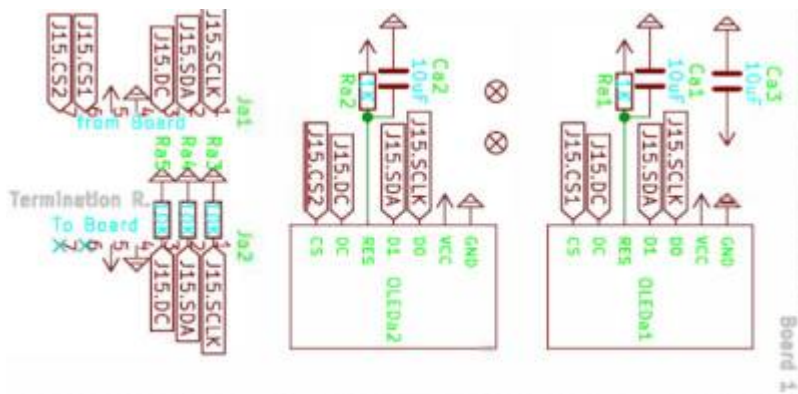
ORDER TOTAL: €6.77

And they are working, they also V-Grooved on my marking without extra costs...

Hardware Requirements

- a MIOS32 Core to connect too
- Soldering Iron - with a Dip that can Handle Thruhole-Parts, solder Paste...
- LRE8x2 for its nature use

Schematic



Full: [lre-oled-bar-schematic.pdf](#)

Building and BOM

The Values are printet on the PCB.

Following Quantity is for 4 PCBs:

8x 1Row 7Pin headers (2.54mm pitch)


8x 1K 1208 SMD Resistors

12x 10uF 1208 Capacitors (non polarized)


3x 10K 0603 SMD Resistors which are optional



8x 0.96" SSD1306 Screens



Frontpanel



I made a DXF File which you can send to [Formulor in Germany](#)

i panalized it so there are 2 Plates in it

I payed 40€ summed for booth plates incl shipping from Germany to Austria

[2xlre-oled-bar-dxf.zip](#)

Recommend Material from Formulor:

3mm Acrylglas GS 384x384mm, mittelgrau transparent(7C83)

To Do

waiting for christmas...

Community users working on it

- **Phatline** = PCB & Schematic, UI-Programming, Documentation...

Just let a Private message on the forum to user already involved.

From:

<https://www.midibox.org/dokuwiki/> - **MIDIbox**

Permanent link:

<https://www.midibox.org/dokuwiki/doku.php?id=lre-oled-bar&rev=1643984136>

Last update: **2022/02/04 14:15**

