
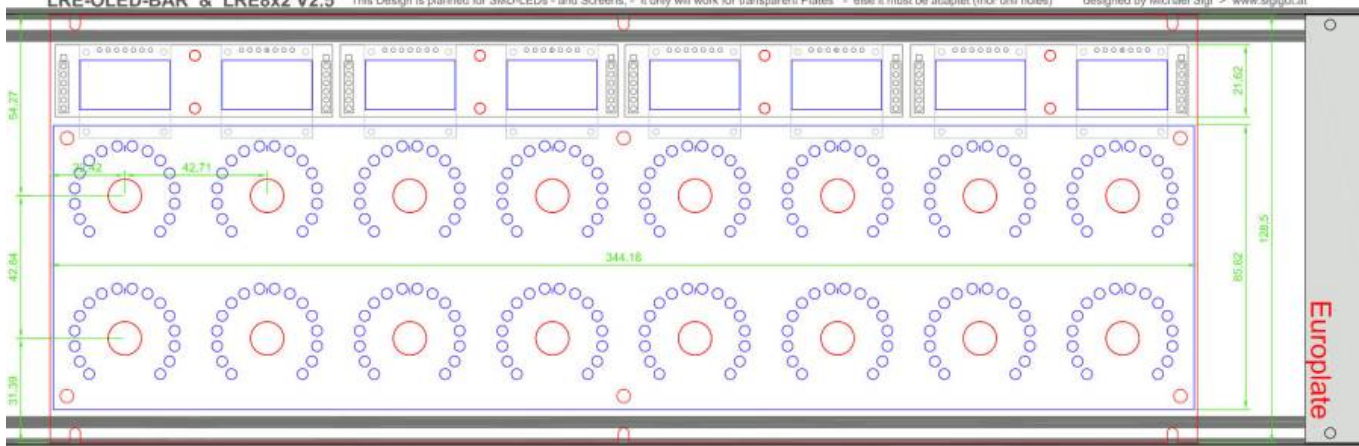


LRE8x2 096 SSD1306-BAR for Eurorack



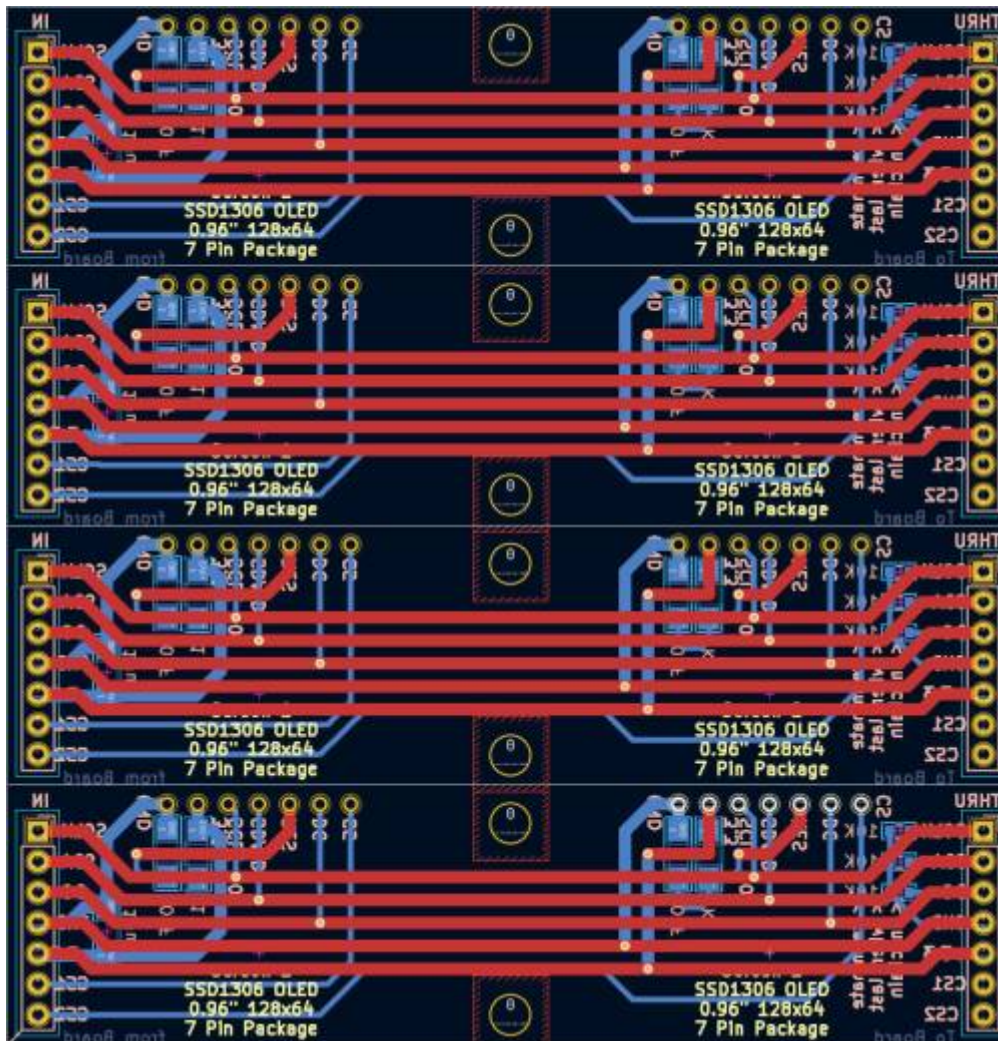
Eurorackpanel;
LRE-OLED-BAR & LRE8x2 V2.5 This Design is planned for SMD-LEDs - and Screens, - it only will work for transparent Plates - else it must be adaptet (mor drill holes) designed by Michael Sigl > www.siglut.at




I made this PCBs to use it with Fairlightii's [mb-lre8x2cs_pcb](#)

4x PCBs on one 100x100mm

there is no V-Groove, you have to cut it on the marking groove it on top and back, with a new sharp cutter, do it several times, then break it



With this Method you pay for 20 PCBs 8€ all inclusive to EU-Austria
So you can Stuff 5 LRE8x2 with this.
Here are the gerberfiles for production - i made it with [JLPCB](#)
[lre-oled-reva-gerber.zip](#)



I made a DXF File which you can send to [Formulor in Germany](#)

i panalized it so there are 2 Plates in it

I payed 40€ summed for booth plates incl shipping from Germany to Austria

The Version with the not needet 3mm Mounting holes for the LRE8x2: [2xIre-oled-bar-dxf.zip](#)

My Orginal Autocad Drawing, + DXFs for Fabrication without the non needet Mounting Holes: [euro-Ire-frontpanel.zip](#)

Recommend Material from Formulor:

3mm Acrylglas GS 384x384mm, mittelgrau transparent(7C83)

To Do

waiting for christmas...

Community users working on it

- **Phatline** = PCB & Schematic, UI-Programming, Documentation...

Just let a Private message on the forum to user already involved.

From:
<https://www.midibox.org/dokuwiki/> - **MIDIbox**

Permanent link:
<https://www.midibox.org/dokuwiki/doku.php?id=Ire-oled-bar&rev=1643984437>

Last update: **2022/02/04 14:20**

