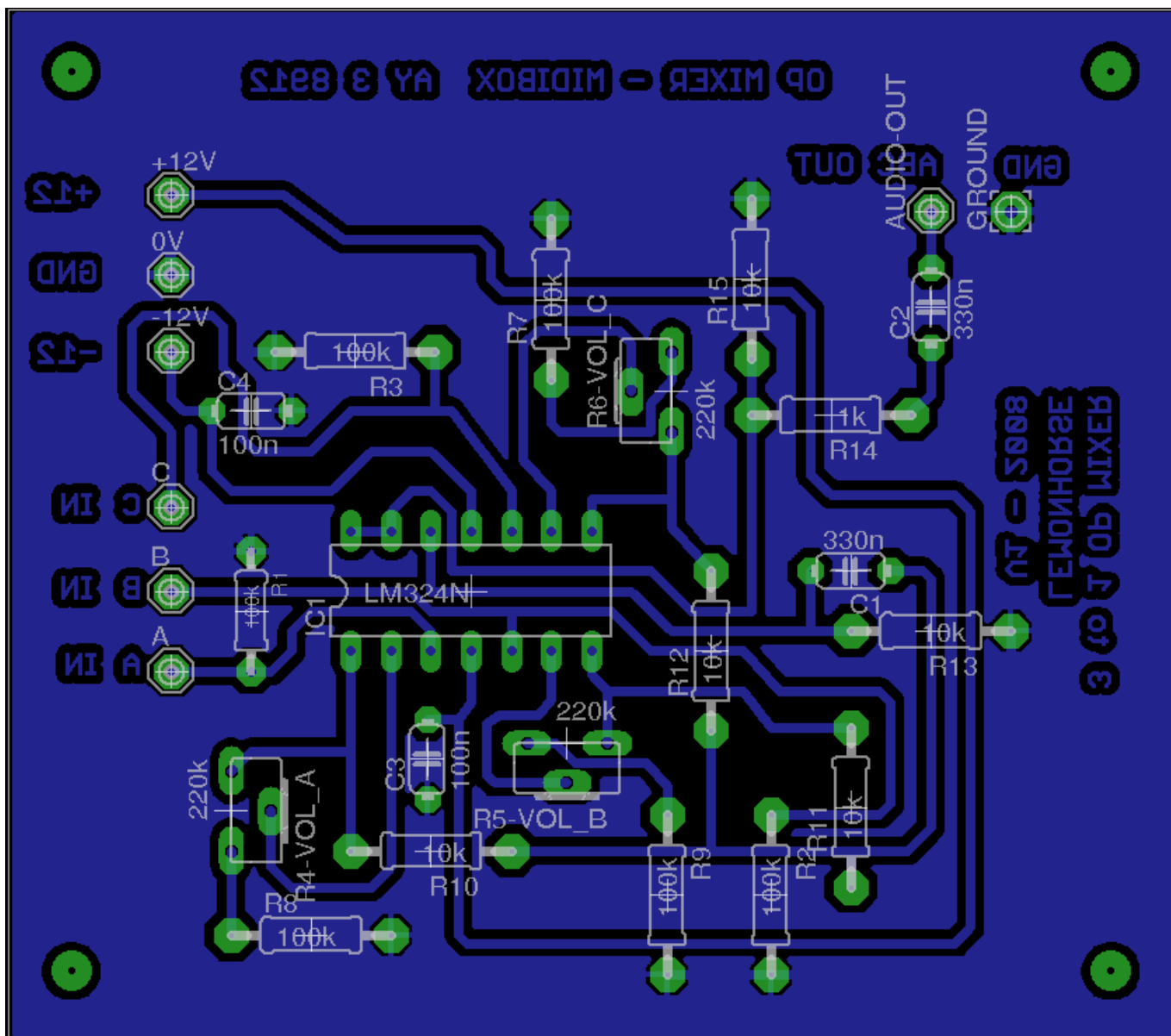



# MIDIBox AY 3 8912 Mixer


- OP AMP Mixer (Tone ABC) for the MIDIBox AY 3 8912 (Ver. 1a)













**Notes:**

- Pot R4 (Volume Tone A), R5 (Volume Tone B) and R6 (Volume Tone C) are designed for volume finetuning (not for turning off tone A/B/C)

**Pot Options:**

- R4, R5, R6 = 100k (less volume)
- R4, R5, R6 = 220k (more volume)

**OP: LM324N (4xOP, +/-12V) - Datasheet:**

- ⇒ [LM324N.pdf](#) /
- ⇒ [lm324.pdf](#)

**Download: Eagle 5.1 Files + Partlist - MIDIBox AY 3 8912 Mixer (Ver.1a)**

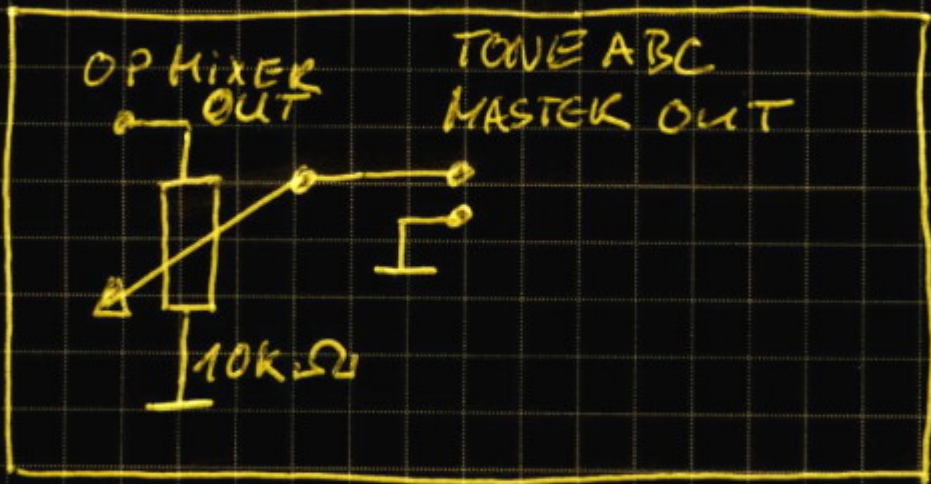
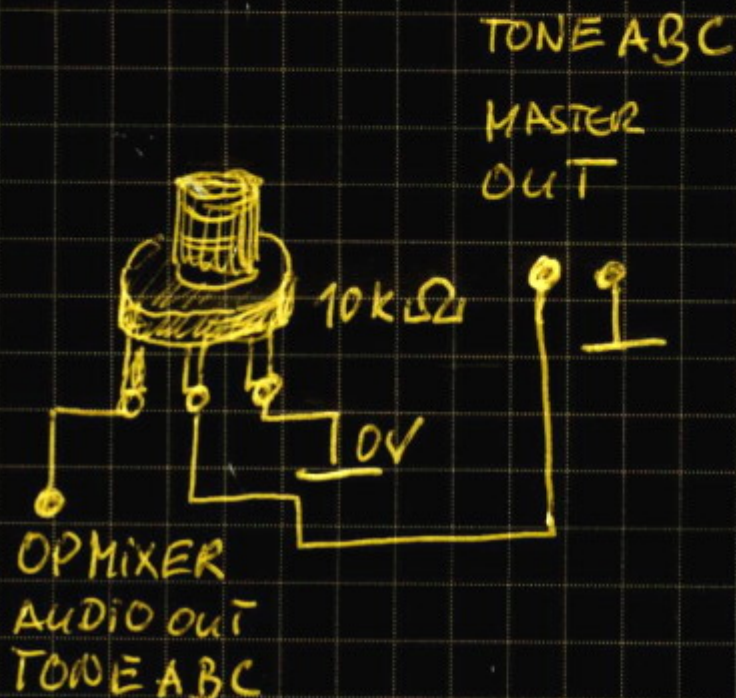
[mbay\\_eagle.zip](#)

⋮ ⋮ ⋮

**MASTER VOLUME POT**

# MASTER VOLUME POT

## MIDiBOX AY 3 8912

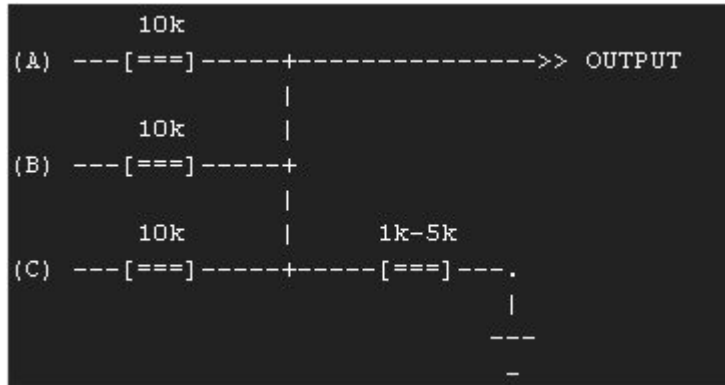


Lemouhose  
07.09.2008

.....

## No OP MIXER Option

**Notice:** "You can easily leave out the opamp buffer board for testing. Just connect all three outputs via 10k resistors and add a pulldown of 1k-5k from that signal to ground." (nILS Podewski, 2008-10-02)



⋮  
⋮  
⋮

## PCB

The AY 3 8912 PCB and the AY 3 8912 OP-Mixer PCB are available at Mikes Onlineshop

[http://www.mikes-elektronikseite.de/shop\\_englisch/index.htm](http://www.mikes-elektronikseite.de/shop_englisch/index.htm)

[26.09.2008]

From:

<https://www.midibox.org/dokuwiki/> - **MIDIbox**

Permanent link:

[https://www.midibox.org/dokuwiki/doku.php?id=midibox\\_ay\\_3\\_8912\\_mixer&rev=1225050072](https://www.midibox.org/dokuwiki/doku.php?id=midibox_ay_3_8912_mixer&rev=1225050072)

Last update: **2008/10/26 19:41**

